Advanced HMI, 10.1", 1024 x 600 TFT LCD, cMT3102X



- 10.1" 1024 x 600 TFT-LCD, LED backlighting
- Fanless cooling system
- Integrated 4 GB flash memory and RTC
- RS232 and RS485 2- and 4-wire
- Galvanic isolation of supply and system voltage
- Wide input voltage range: 24±20% VDC
- IP66 front panel, NEMA4 compliant, UL Type 4X (indoor use only)
- EasyAccess 2.0 license optional
- CODESYS optional

https://www.wachendorff-prozesstechnik.de/en/cMT3102X

Description

The Advanced HMI cMT3102X from Weintek with its quad-core RISC processor enables very high performance in the visualization of data. The cMT3102X not only works like an ordinary HMI, but is also a cMT (HMI) server, which provides up to 9 additional operating instances. This makes it possible to monitor and control the visualization of the cMT3102X via the cMT Viewer APP on a panel PC, mobile devices or other displays.
The IIoT standard protocol MQTT enables you to communicate between your machines / systems up to the higher-level control / management systems. This ensures simultaneous monitoring and control of your transmission data, whether locally or on a cloud platform such as AWS, Azure or GoogleIoT. The optional license for the EasyAccess2.0 remote access service allows you to visualize the HMI on end devices such as PCs, smartphones and tablets from an external location. With EasyAccess2.0, you can access devices in the network via the cMT3102X using the "Path Through" method.

Product details

Display:	Size: 10.1" TFT LCD Resolution: 1024 x 600 pixels Brightness: 350 cd/m² Contrast: 500 : 1 Backlight: LED Backlight life: >50,000 hours Colors: 16.7 million LCD viewing angle (up/down/left/right): 70/70/80/80
Touch display:	Type: 4-wire analog resistive. Accuracy: Active range length (X) ±2 %, width (Y) ±2 %
Memory:	Flash: 4 GB RAM: 1 GB
Processor:	Quad-core RISC
Interfaces:	SD card slot: No USB host: 1x USB 2.0 USB Client: No Ethernet: LAN1: 10/100/1000 Base-T x1 LAN2: 10/100 Base-T x1 Wifi: via expansion module M02 (optional) COM port: Connection A: COM2 RS485 2-/4-wire, COM3 RS485 2-wire, CAN bus Connection B: COM1 RS232 4-wire, COM3 RS232 2-wire (only use TX & RX (not RTS/CTS) for COM1 RS232 if COM3 RS232 is used at the same time) RS485 isolation: No MPI: 187.5k CAN Bus: Yes HDMI: No Audio Output: No Video Input: No
Real-time clock:	Integrated real-time clock RTC
Power supply:	Input voltage: 24±20% VDC Galvanic isolation (input voltage from system voltage): integrated Current consumption: 1 A at 24 VDC Dielectric strength: 500 VAC (1 min.) Insulation resistance: >50 MOhm at 500 VDC
Printed circuit board coating:	Yes, PCB
Housing:	Plastic housing
Dimensions (WxHxD):	271 mm x 213 mm x 38 mm Panel cut-out: 260 mm x 202 mm
Weight:	approx. 1.2 kg
Fastening:	Panel mounting, VESA 75 x 75
Protection class:	NEMA4 / front IP66
Ambient temperature:	Operation: 0 °C to +50 °C. Storage: -20 °C to +60 °C. Relative humidity: 10 % to 90 % (non-condensing)
Certificates:	CE cULus UL Type 4X (indoor use only) NEMA4
Software:	EasyBuilder Pro V6.05.02 or later EasyAccess 2.0 license optional CODESYS (optional)

Customs tariff number:	85371098
Manufacturer:	Weintek Labs, Inc

Products Order no.	
CMT3102X	Advanced HMI, 10.1", 1024x600 TFT
cMT3102X-CD	Advanced HMI, 10.1", 1024x600 TFT, incl. Codesys

Accessories Order no.	
M02	WiFi Expansion Module
DRS4-24A	Power supply unit for DIN rail, 85 to 264 VAC, 24 VDC 4.2 A, screw terminal
KABETH12	Patch cable, RJ45 UTP CCA, CAT5e white, 2 m

Drawings

Dimensions and connections



Top View

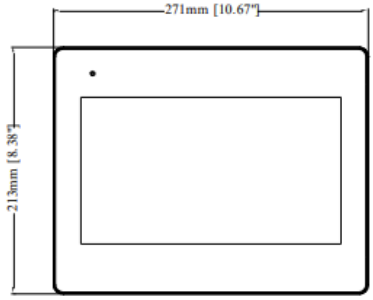

Front View



Side View

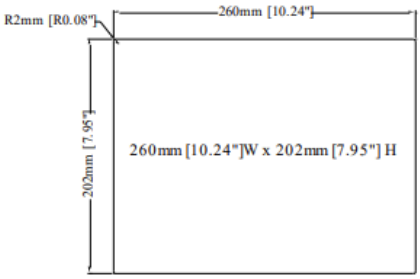

Cutout Dimensions

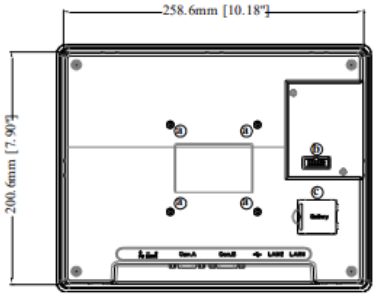

Rear View

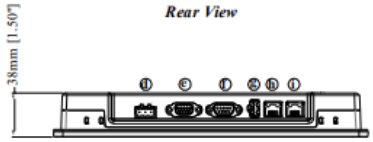

Bottom View

a.	VESA 75 mm Screw Holes
b.	Expansion Module Connector
c.	Battery
d.	Power Connector
e.	Con.A: COM2 RS-485 2W/4W, COM3 RS-485 2W, CAN Bus
f.	Con.B: COM1 RS-232 4W, COM3 RS-232 2W
g.	USB Host Port
h.	LAN 2
i.	LAN 1

Drawings

Pin assignment

Pin Assignment:

Con.B: COM1 / COM3 [RS232], 9 Pin, Male, D-sub

PIN#	COM1 [RS232]4W	COM3 [RS232]2W
1		
2	RxD	
3	TxD	
4		
5	GND	
6		
7	RTS	TxD
8	CTS	RxD
9	GND	

Con.A: COM2 / COM3 [RS485]/ CAN Bus, 9 Pin, Female, D-sub

PIN#	COM2 [RS485]2W	COM2 [RS485]4W	COM3 [RS485]2W	CAN Bus
1	Data-	Rx-		
2	Data+	Rx+		
3		Tx-		
4		Tx+		
5	GND			
6			Data-	
7				CAN_L
8				CAN_H
9			Data+	

WACHENDORFF
Prozesstechnik GmbH & Co. KG

Wachendorff Prozesstechnik GmbH & Co. KG
Industriestrasse 7 • 65366 Geisenheim
Germany

Phone: +49 (0) 67 22 / 99 65 - 20
E-Mail: wp@wachendorff.de
www.wachendorff-prozesstechnik.de