

Gateway Profibus DP Slave / Modbus TCP Client HD67564-A1-HD67564M



Abbildungen ähnlich

- Configurable gateway for free data management
- High temperature range from -40°C to +85°C
- Galvanic isolation

<https://www.wachendorff-prozesstechnik.de/en/HD67564-A1-HD67564M>

Description

The HD67564 gateway enables direct communication between a Modbus TCP server and a Profibus DP master. On the Profibus DP side, the gateway acts as a slave and provides the data for a Profibus DP master. The Modbus registers are assigned to the bytes from the Profibus DP using the free SW67564 configuration software available on our website. The gateway makes all data available to the subordinate Modbus TCP server as a Modbus TCP client. The DIN rail mounting and plug-in screw terminals (HD67564-A1) ensure quick and safe installation and easy wiring of the device.

Product details

Interfaces:	HD67564-A1: 2x Ethernet port (RJ45 socket) 1x Profibus DP (9-pin Sub-D socket)
	HD67564M: 1x RS232 (9-pin Sub-D plug) 1x Ethernet port (RJ45 socket) 1x Profibus DP (9-pin Sub-D socket)
Profibus data rate:	Profibus up to 12Mbps (is declared automatically)
Profibus data block size:	Read up to 244 bytes, write 244 bytes
Galv. separation:	>2,000 VDC
DIP switch:	HD67564-A1: Setting the different operating modes.
Jumper:	HD67564M: Setting the different operating modes.
LED:	HD67564-A1: 6x signal display for supply and communication
	HD67564M: 2x signal display for supply and communication
Supply:	HD67564-A1: 12 VDC to 35 VDC, 3.5 Watt 8 VAC to 24 VAC, 3.5 VA, 50/60HZ
	HD67564M: 8 VDC to 35 VDC, 4 Watt 8 VAC to 19 VAC, 4 VA, 50/60HZ
Software:	Free configuration software SW67564 for parameterization of the device.

Profibus GSD file:	You can generate the required Profibus GSD file with the free configuration software SW67564.
Supported Profibus:	Supports Profibus V1 only
Operating temperature:	-40°C to +85°C.
Humidity:	10% to 80% , non-condensing.
Housing:	Previous housing: PVC New housing: PC-ABS
Dimensions (WxHxD):	HD67564-A1: Previous housing: 23 mm x 107 mm x 120 mm New housing: 22.5 mm x 90.7 mm x 123 mm
	HD67564M: 71 mm x 95 mm x 60 mm
Weight:	approx. 200 g
Fastening:	Mounting on DIN rail.
Note:	The item description should always be viewed from the perspective of the gateway.
	Masters can be connected to the HD67564-A1 and the HD67564M on the Profibus-DP side and servers (slaves) on the Modbus-TCP side. Modbus TCP-side servers (slaves) can be connected.
Customs tariff number:	8517 62 00
Manufacturer:	ADFweb.com S.r.l.

Products Order no.

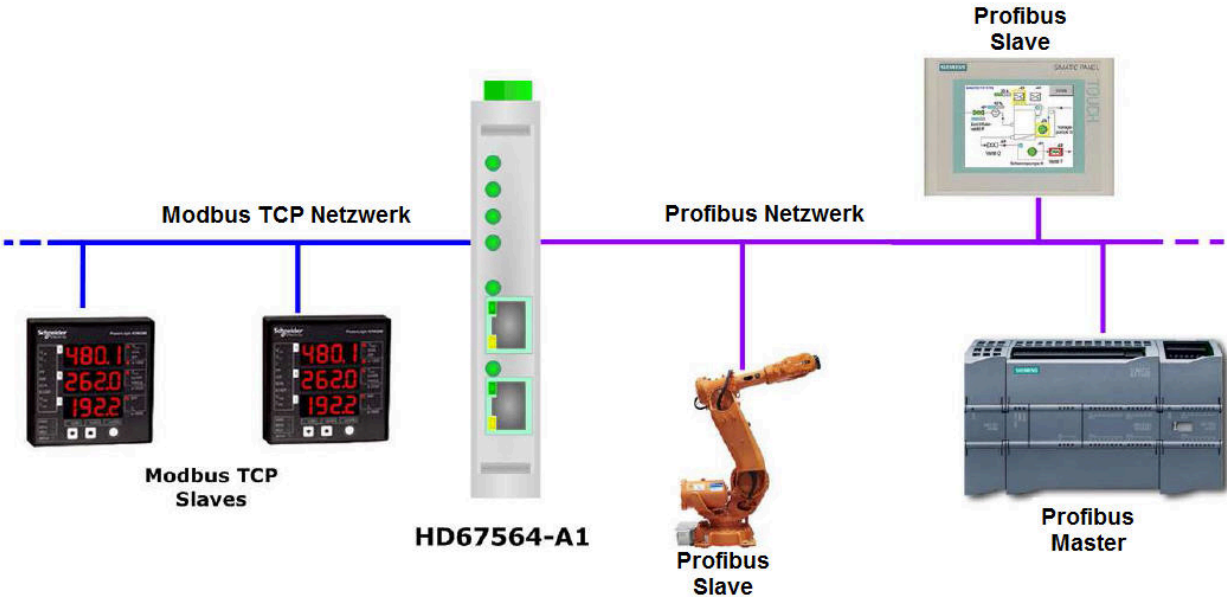
HD67564M	Gateway Profibus DP-Slave / Modbus TCP Client
HD67564-A1	Gateway Profibus DP-Slave / Modbus TCP Client

Accessories Order no.

DRS3-24	Power supply unit for DIN rail, 85 to 264 VAC, 24 VDC 3 A, spring terminal
---------	--

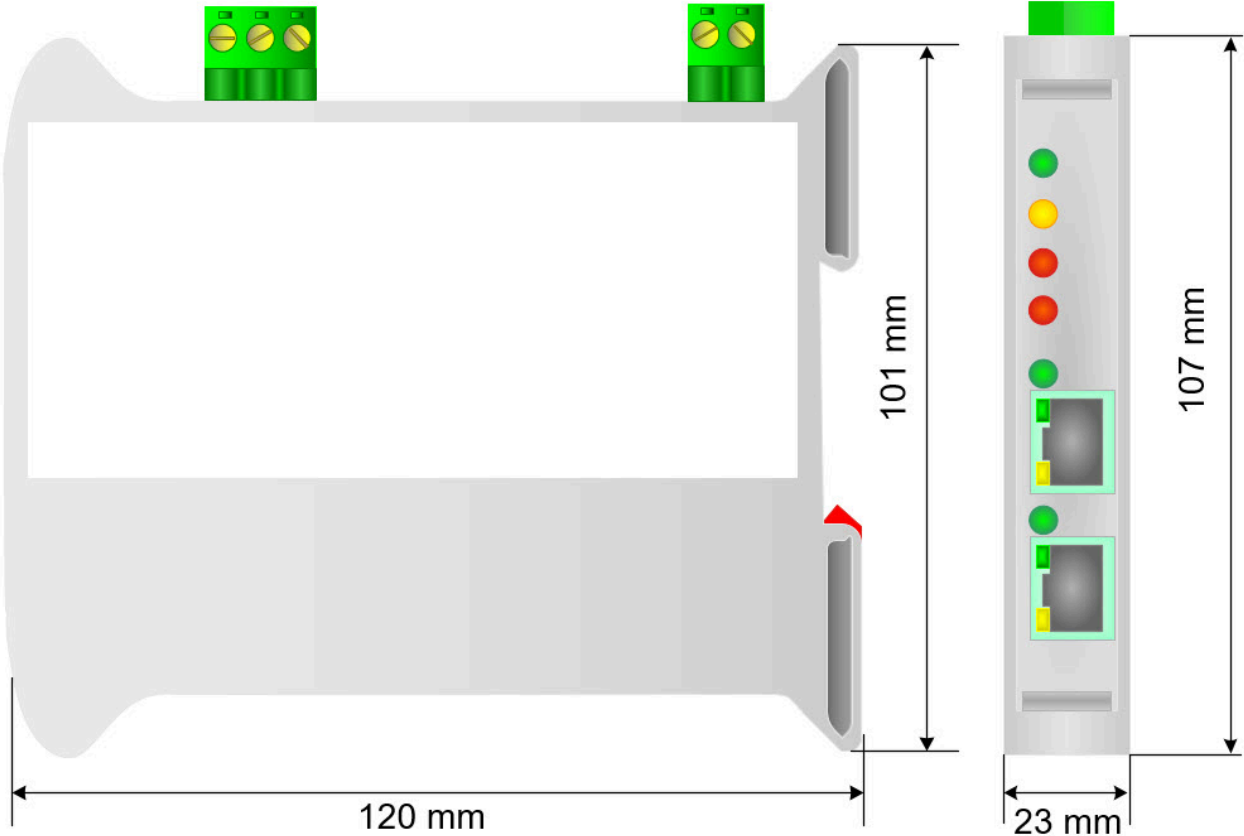
DRS4-24A	Power supply unit for DIN rail, 85 to 264 VAC, 24 VDC 4.2 A, screw terminal
AMR4-24	DIN rail power supply unit for building automation, 90 to 264 VAC, 24 VDC, 2.5 A
AC34107	Null modem cable, socket/socket, 3 m long
KABETH10	Patch cable, RJ45 UTP CCA, CAT5e white, 0.3 m
KABETH11	Patch cable, RJ45 UTP CCA, CAT5e white, 1 m
KABETH12	Patch cable, RJ45 UTP CCA, CAT5e white, 2 m

Drawings
Example application



Drawings

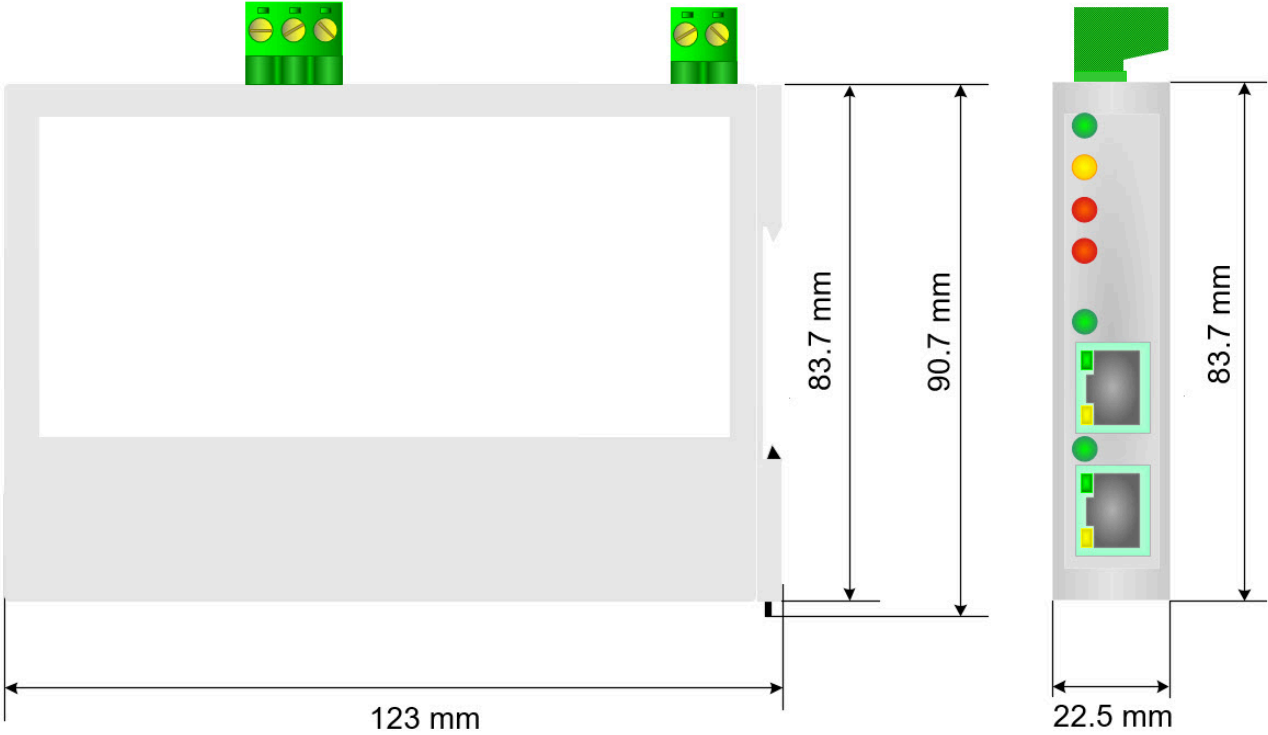
Dimension HD67564-A1 (previous housing)



Gehäuse: PVC
Gewicht: ca. 200g

Drawings

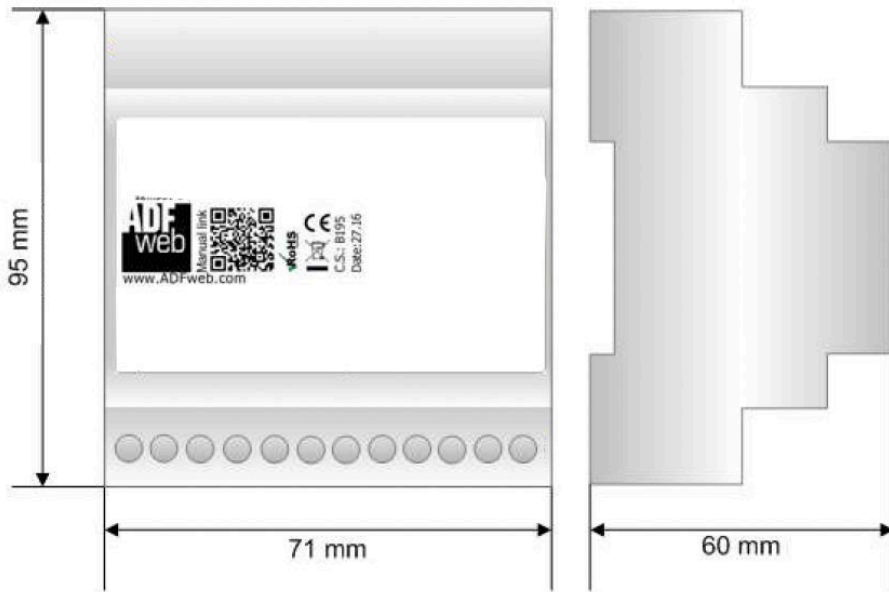
Dimension HD67564-A1 (new housing)



Gehäuse: PC-ABS
Gewicht: ca. 200g

Drawings

Dimension HD67564M





Wachendorff Prozesstechnik GmbH & Co. KG
Industriestrasse 7 • 65366 Geisenheim
Germany

Phone: +49 (0) 67 22 / 99 65 - 20
E-Mail: wp@wachendorff.de
www.wachendorff-prozesstechnik.de

