WACHENDORFF
Prozesstechnik GmbH & Co. KG

# Gateway CAN / Ethernet
# HD67644-A1

Abbildungen ähnlich

- Interface between CAN and Ethernet
- Receiving and sending CAN messages via Ethernet
- Galvanic 3-way isolation
- Wide temperature range from -40 °C to +85 °C
- "Transparent mode" and "Server mode" possible

**https://www.wachendorff-prozesstechnik.de/en/HD67644-A1**

## Description

The configurable gateway HD67644-A1 enables communication between a CAN and an Ethernet network. It represents the connection between the CAN and the Ethernet in order to connect the physics of the systems. In "Transparent mode", all CAN messages are transmitted unfiltered to the Ethernet. In "server mode", it is possible to read only certain data from CAN IDs and to write data to CAN from the Ethernet. The gateway then acts as a server. The gateway can be easily configured via the Ethernet port using the free SW67644 configuration software. The DIN rail mounting and plug-in screw terminals ensure quick and safe installation and easy wiring of the device.

## Product details

| | |
|---|---|
| Interfaces: | 1x CAN 2.0A & 2.0B (removable screw terminal, 3-pin)<br>1x Ethernet port (RJ45 socket) |
| Data volume CAN: | No restriction in "Transparent mode"<br>Maximum 256 bytes read in "Server mode" |
| Galvanic isolation: | >2,000VDC |
| LED: | 4x signal display for supply and communication |
| Supply: | 8 VDC to 35 VDC or 8 VAC to 19 VAC |
| Power consumption: | HD67644-A1 : 4Watt/ 4 VA |
| Software: | Free configuration software SW67644 for parameterizing the device. |
| Operating temperature: | -40 °C to +85 °C. |
| Humidity: | 10 % to 80 % , non-condensing. |
| Housing: | Previous housing: PVC<br>New housing: PC-ABS |
| Dimensions (WxHxD): | Previous housing: 23 mm x 107 mm x 120 mm<br>New housing: 22.5 mm x 90.7 mm x 123 mm |
| Weight: | approx. 200 g |
| Fastening: | Mounting on DIN rail. |
| Customs tariff number: | 8517 62 00 |
| Manufacturer: | ADFweb.com S.r.l. |

## Products Order no.

| | |
|---|---|
| HD67644-A1 | Gateway CAN 2.0A & 2.0B / Ethernet |

## Accessories Order no.

| | |
|---|---|
| DRS3-24 | Power supply unit for DIN rail, 85 to 264 VAC, 24 VDC 3 A, spring terminal |
| DRS4-24A | Power supply unit for DIN rail, 85 to 264 VAC, 24 VDC 4.2 A, screw terminal |
| KABETH10 | Patch cable, RJ45 UTP CCA, CAT5e white, 0.3 m |
| KABETH11 | Patch cable, RJ45 UTP CCA, CAT5e white, 1 m |
| KABETH12 | Patch cable, RJ45 UTP CCA, CAT5e white, 2 m |

## Drawings

### Dimensions (previous housing)

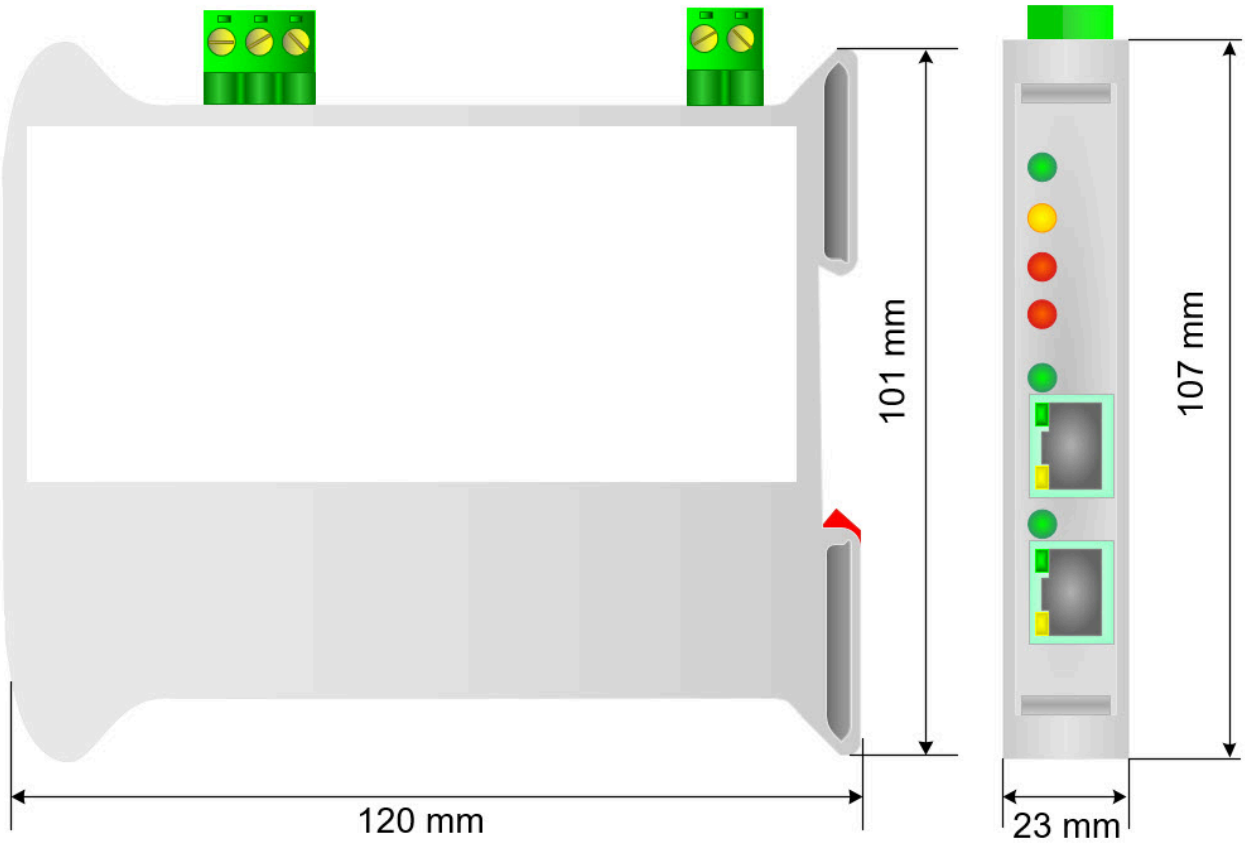


Gehäuse: PVC
Gewicht: ca. 200g

## Drawings

### Dimensions (new housing)

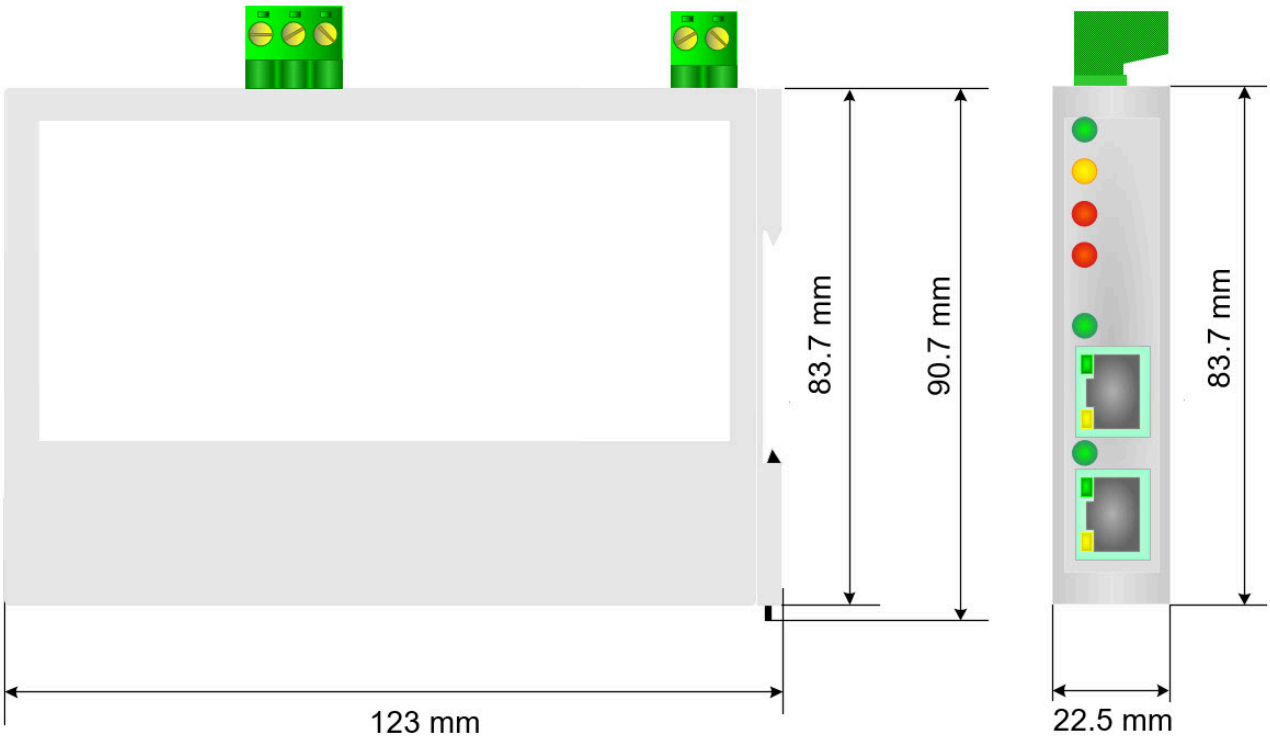


Gehäuse: PC-ABS
Gewicht: ca. 200g

## Drawings

**Connection diagram HD67644-A1 hardware version with/from C.S.: B279**

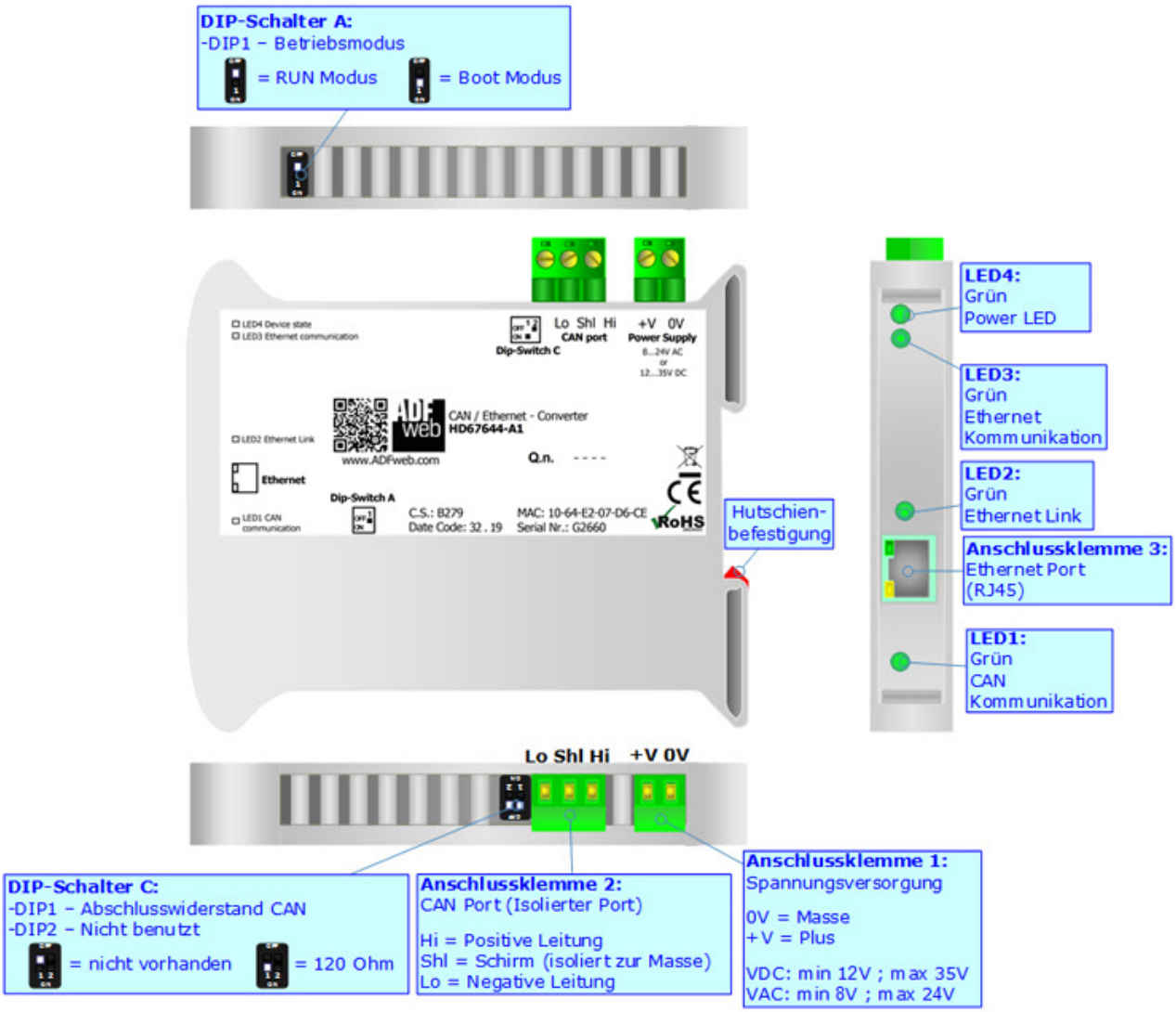

WACHENDORFF
Prozesstechnik GmbH & Co. KG

Wachendorff Prozesstechnik GmbH & Co. KG
Industriestrasse 7 • 65366 Geisenheim
Germany

Phone: +49 (0) 67 22 / 99 65 - 20
E-Mail: wp@wachendorff.de
www.wachendorff-prozesstechnik.de