

## Operating unit / HMI WBGAC101E



- 10.1" TFT LCD graphic display 1024 x 600 pixels
- LED backlight
- Fanless cooling system
- Plastic housing in slim design
- Real-time clock RTC
- IP65 front, NEMA4 compliant
- Coated circuit board is protected against corrosion and ensures high reliability in harsh environments
- COM2 or COM3 (2-wire RS485) supports MPI up to 187.5 k
- USB host

<https://www.wachendorff-prozesstechnik.de/en/WBGAC101E>

### Description

The WBGAC101E from Weintek is designed for small and medium-sized operating and monitoring tasks in all areas of industrial automation. The device is equipped with all the necessary functions, but dispenses with special features and rarely required hardware, thereby significantly increasing the price/performance ratio. Particular attention was paid to a compact design. Space is money! With an installation depth of just 36.4 mm, the WBGAC101E can be installed almost anywhere. The color-neutral plastic housing is ideal for applying your own designed front foil, e.g. with your logo or the device name in your own colors. Your creativity is only limited by the dimensions of the device.

Wachendorff operating devices are industrially robust. The circuit board of the WBGAC101E is protected against corrosion and moisture by a special coating. The RS485 serial interface is double galvanically isolated. This makes the device ideal for use in harsh industrial environments and ensures reliable operation and a long service life. The fanless system with 32-bit RISC processor and 600 MHz clock has plenty of computing power and impresses with its pleasantly fast page switching. An operating device is only as good as its software. The "EasyBuilder Pro" project planning software for the Wachendorff WBG series makes no special demands on your PC, is easy to use and is available free of charge.

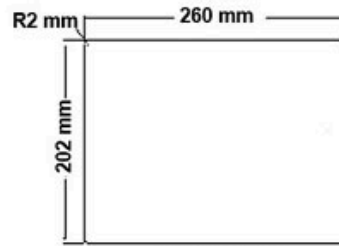
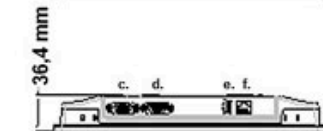
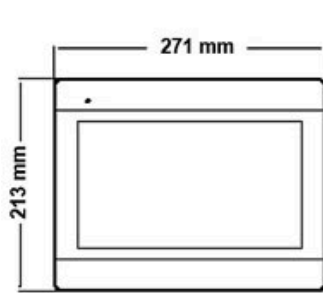
### Product details

Display:	Size: 10.1" Resolution: 1024 x 600 pixels Display: TFT-LCD Touch Brightness: 350 cd/m <sup>2</sup> Colors: 16.7 million Contrast: 500:1 Backlight: LED with a typical service life of 50,000 hours. LCD viewing angle (up/down/left/right): 60/60/70/70
Touch display:	4-wire analog resistive. Accuracy: Active range length (x) ±2 %, width (Y) ±2 %
Memory:	Flash: 128 MB RAM: 128 MB
Processor:	32 bit RISC Cortex-A8 600 MHz

Interfaces:	USB Host: 1x USB 2.0 Ethernet: 10/100 Base-Tx 1 COM Port: ConA: COM1: RS485 2-wire, COM2 RS485 2-/4-wire, COM3 RS485 2-/4-wire <b>Note ConA:</b> COM1 RS485 2-wire cannot be used if COM3 RS485 4-wire is used! ConB: COM1: RS232 / COM3 RS232 <b>Note ConB:</b> Only use Tx & Rx (not RTS/CTS) for COM1 RS232 if COM3 RS232 is used at the same time! RS485 interfaces are MPI-capable up to 187,500 baud.
Real-time clock:	Integrated real-time clock RTC
Power supply:	24 VDC +/-20 % Connection via pluggable 3-pole terminal strip. Galvanic isolation (input voltage from system voltage): integrated Current consumption: 650 mA at 24 VDC Dielectric strength: 500 VAC (1 min.) Insulation resistance: >500 MOhm at 500 VDC Shock resistance: 10 Hz to 25 Hz (X-, Y-, Z-direction 2 G 30 minutes)
Printed circuit board coating:	Yes, PCB
Housing:	Robust plastic housing.
Dimensions:	L/H/D: 271 mm x 213 mm x 36.4 mm Panel cut-out: 260 mm x 202 mm
Weight:	approx. 1.000 g
Fastening:	Front mounting
Protection class:	NEMA4 / IP65 Front
Ambient temperature:	Operation: 0 °C to +50 °C. Storage: -20 °C to +60 °C.
Relative humidity:	10 % to 90 % rH, non-condensing
Certificates:	CE
Software:	EasyBuilder Pro
Manufacturer:	Weintek Labs, Inc

**Drawings**

**Dimensions (mm):**



**Tafelausschnitt**

- a. Sicherung
- b. Anschluss Spannungsversorgung
- c. Con.A: COM1 RS485 2-Dr, COM2 RS485 2-/4-Dr, COM3 RS485 2-/4-Dr
- d. Con.B: COM1 RS232, COM3 RS232
- e. USB Host Port
- d. LAN

**PIN-Belegung:**

Con.B: COM1 / COM3 [RS232] 9 Pin, Stecker, D-sub

PIN#	COM1 [RS232]	COM3 [RS232]
1		
2	RxD	
3	TxD	
4		
5		GND
6		
7	RTS	TxD
8	CTS	RxD
9		GND

Con.A: COM1 / COM2 / COM3 [RS485] 9 Pin, Buchse, D-sub

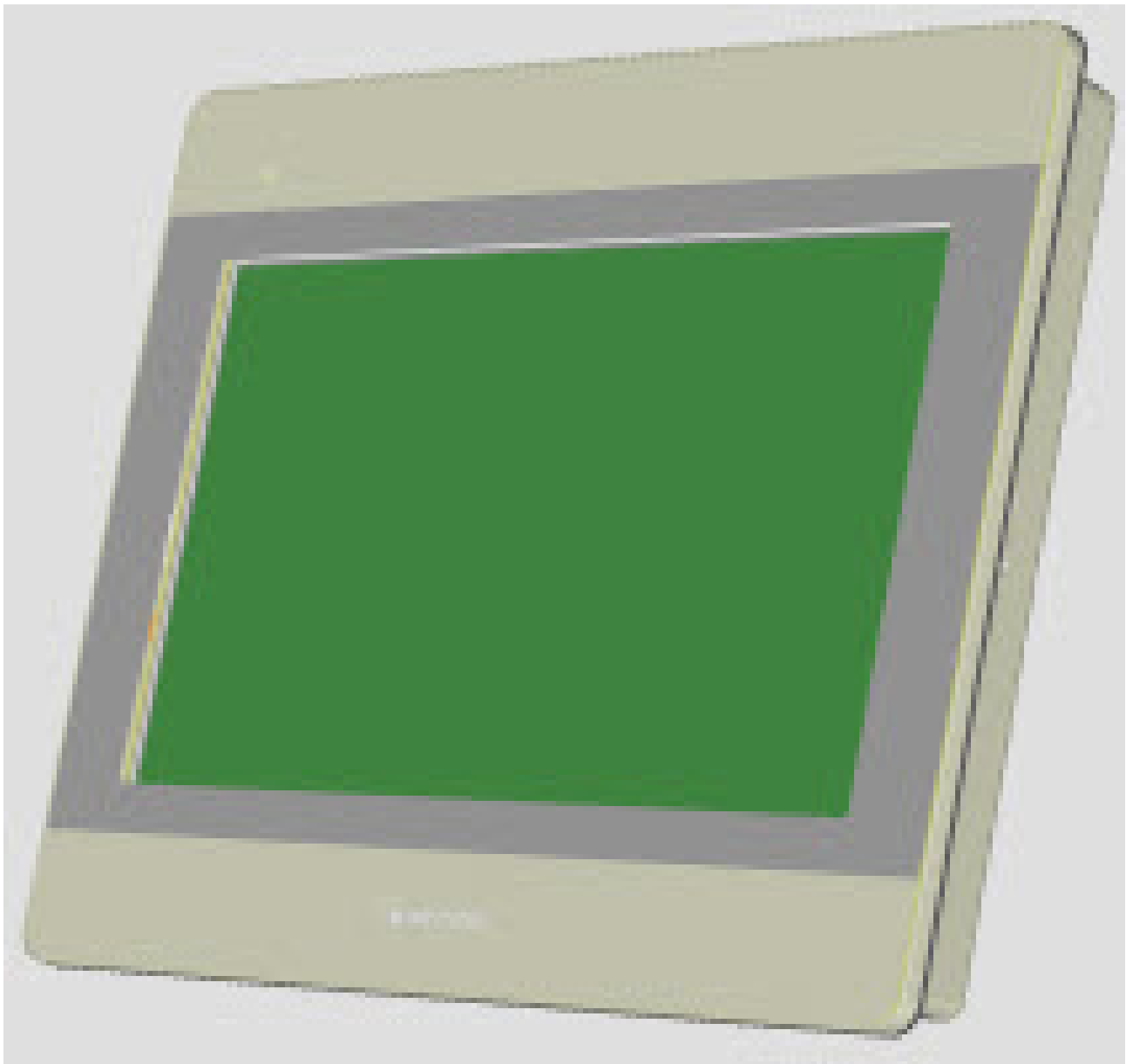
PIN#	COM1 [RS485]2-Dr	COM2 [RS485]2-Dr	COM2 [RS485]4-Dr	COM3 [RS485]2-Dr	COM3 [RS485]4-Dr
1		Data-	Rx-		
2		Data+	Rx+		
3			Tx-		
4			Tx+		
5			GND		
6				Data-	Rx-
7	Data-				Tx-
8	Data+				Tx+
9				Data+	Rx+

---

Drawings

Step file

---



---

Step file as .rar

WBGAC101E.rar

---



Wachendorff Prozesstechnik GmbH & Co. KG  
Industriestrasse 7 • 65366 Geisenheim  
Germany

Phone: +49 (0) 67 22 / 99 65 - 20  
E-Mail: [wp@wachendorff.de](mailto:wp@wachendorff.de)  
[www.wachendorff-prozesstechnik.de](http://www.wachendorff-prozesstechnik.de)

